


## XTE | 3.0 Slot

metric

80mm Wide x 115mm High

imperial

3.149" Wide x 4.527" High



DATA SHEET

XERO  
TECHNOLOGY  
ECONOMY



Xero Linear Lighting Systems introduces the Xero Technology Economy (XTE) series.

XTE brings together the best technology available in a linear system. Removable gear trays that allow LED components to be easily accessed for end of life replacement or maintenance.

Samsung boards combined with TCI drivers achieve good colour quality throughout life with excellent thermal tolerance and a 5 year warranty.

XERO  
TECHNOLOGY  
ECONOMY **XTE**

XTE | 3.0 Slot

indoor series IP20



This truly unique innovation adopts our revolutionary cam lock for quick and simple 'single person' installation. The system is also 'future proofed' by having the ability to easily upgrade as LED technology rapidly


### Toolless installation

The ease of speed without screws, tools or lost components whilst also avoiding accidental damage potentially caused by screwdrivers.



### Cam lock

Ingenious patented locking cam allows for ease of installing and removing the complete gear tray. This allows for both simple maintenance but also upgrading in the future.



XERO  
TECHNOLOGY  
ECONOMY **XTE**

XTE | 3.0 Slot

indoor series IP20

# Configurable

All XTE products are available with unlit corners



## bend options



135°



cross 90°



tee 90°



custom



corner 90°



ceiling to wall

## DATA TABLE

Output	4ft Length 1120mm	Luminous Flux (Delivered Lumens)	LO 1900	HO 3500	
	CRI		80+		
	Lumen Maintenance		50,000 hours [L70 B10 @ 25°C]		
<b>Warranty</b>			5 Years		
<b>Electrical</b>	Power Consumption		Between 20 and 26w LO & 34 and 45w HO		
	Voltage input range		120 – 277V		
	Control methods		XX Dimming options for white light: 0-10V, DALI, DMX Optional RGB / Sunset Dimming control		
	Total harmonic distortion THD		9.8% max		
	Approvals		UL / CE / CCC / AS:NZS / EMC		
<b>Physical</b>	Dimensions		80 X 115 mm		
	Weight per metre		3.8kg (8.4lbs) average weight		
	Housing		Aluminium Extrusion with anodised or powder-coated finish		
	Diffuser		Plexiglass acrylic lens / Polycarbonate lens		
	Connections		Blind Coupling joining system with polarised electrical connection between sections		
	Compatible ceiling type		Suitable for wire suspension / rod suspension / direct fix and wall bracket		
	Mounting		Rollerball wire suspensions as standard		
	Joiner options		Corner 90°/ Cross 90°/ Tee 90°/ straight 180° join		
	Operating temperatures		-25°C to 50°C (-13F to 140°F)		
	Environment		Dry – Indoor applications only		
	Minimum length adjustment		70mm		
	LED board types		Samsung LED boards in 70mm / 280mm / 560mm lengths ZHAGA compatible		

## PENDANT LENGTHS

DESCRIPTION	PENDANT LENGTHS										
luminaire length	585	864	1143	1422	1702	1980	2261	2540	2819	3099	3378
inches	23	34	45	56	67	78	89	100	111	122	133
'560 board multiples	1	1.5	2.0	2.5	3.0	3.5	4.0	4.5	5.0	5.5	6.0

## CONTINUOUS LENGTHS

DESCRIPTION	CONTINUOUS RUNS										
total luminaire length	3658	3937	4216	4496	4775	5055	5334	5613	5893	6172	6452
inches	144	155	166	177	188	199	210	232	243	254	265
'560 board multiples	6.5	7	7.5	8.0	8.5	9.0	9.5	10.0	10.5	11.0	11.5

DESCRIPTION	CONTINUOUS RUNS										
total luminaire length	6731	7010	7290	7569	7849	8128	8407	8687	8966	9246	9525
inches	276	287	298	309	320	331	342	353	364	375	386
'560 board multiples	12.0	12.5	13.0	13.5	14.0	14.5	15.0	15.5	16.0	16.5	17.0

Please refer to the XTE products section of the Xero website for all additional continuous lengths - <http://xerolighting.com/xte-profiles/>

## CUSTOM LENGTHS

CUSTOM LENGTHS
custom lengths are available in 0.0393701" [1mm] increments above the minimum pendant length of 23" [585mm]



XTE | 3.0 Slot  
indoor series IP20

# Optical control

All XTE profiles come with diffuser options for glare control



polycarbonate

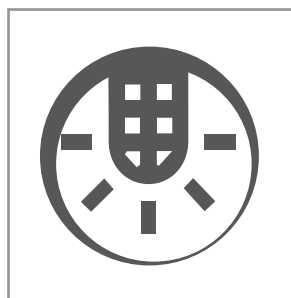


plexiglass

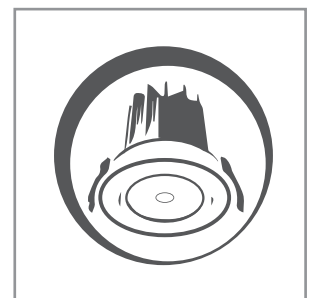
# Accessories and options



sensors / daylight  
harvesting



emergency packs

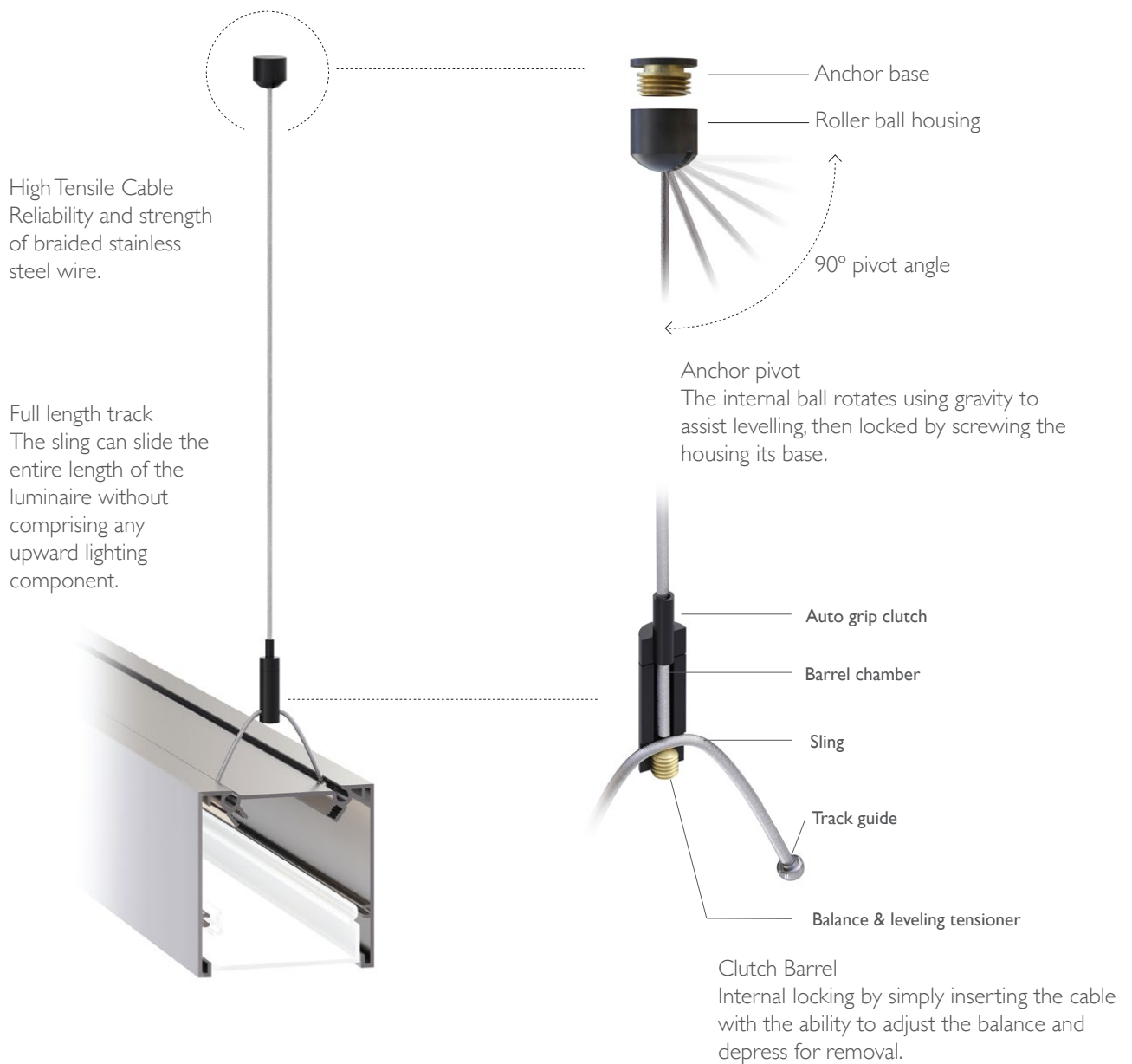


downlights



# Rollerball Suspension™

The smart suspension system that can be mounted on any surface, whether a flat or sloped ceiling, or even a wall. Height adjustment is done at the luminaire for fine tuning close to the ground. The flexibility of luminaire location allows complete freedom of lighting design.





XERO TECHNOLOGY ECONOMY **XTE**

XTE | 3.0 Slot  
indoor series IP20



The Xero Configurator allows you to design and build your customised lighting system. To ensure that your profile specifically caters to your project application follow the simple 8 step build process to obtain your unique DNA code. Select your profile, choose your colour, length, gear tray, output, colour temperature, mounting requirement and choose from the selection of extras

**Project Specification Sheet**

**XTA 3.0 Beam**

Name: Joe Smith  
Company: Joe Smiths Company  
Email: joesmith@joesmithcompany.com.au

Project: A very big project

Fitting Type: S1

Series: XTA - Advanced  
IP Rating: IP55  
LED Board: Xeramix X1  
Size: 3.0 Inches Down / 1.5 Inches Up  
Shape: Beam  
Light Output: Up / Down  
Diffuser: Plexiglass Down / Parabolic Louver Up  
Colour Temp: 3000K Down / 5000K Up  
Drive Current: Drive Current Down / Drive Current Up  
Total Light: Total Light Down / Total Light Up  
Total Power: Total Power Down / Total Power Up  
Efficiency: Efficiency Down / Total Power Up

Copy and Paste into your project specification

**SPECIFICATION TEXT**  
Copy and Paste into your project specification

Type xx - XXM Xero XTA | 3.0 Square with Micro Prism diffuser, Xeramix I LED light engine, 3000K, 50°C ambient temperature, L90 B10 114 hour life, 275Ma drive current. Efficacy of 512 lumens per watt delivered. Fitting comes complete with Speed-Connect joining system, Conseal end plates and Lumiseal. Wire suspended with rollerball suspension system.

**RE - CONFIGURE THIS SPECIFICATION**  
This project specification sheet has been generated with X Configurator. Click below to reconfigure and generate a new specification sheet.

Configurator [Click to re-configure](#)

ADLAIDE | AUCKLAND | BRISBANE | CHRISTCHURCH | DUNEDIN | HONG KONG  
KUALA LUMPUR | SYDNEY | MELBOURNE | PERTH | USA | WELLINGTON

XTE ADVANCED  
XERAMIX I  
10 YEAR WARRANTY  
SPEED-CONNECT  
LUMISEAL  
CONSEAL

XEROLIGHTING.COM

to access the X-configurator please visit [xconfigurator.xerolighting.com](http://xconfigurator.xerolighting.com)

**General Specifications:**

LED luminaries shall have removable gear trays  
LED luminaries shall have upgradeable boards and drivers  
LED Luminaries shall have 50,000 hour life to L70 B10 @ 25°C  
LED Luminaries shall have colour spatial uniformity of 3 step macadam eclipse  
LED luminaries shall have site adjustable drive current selection capability without the need for additional parts  
LED luminaries shall have thermal ambient temperature rating of 35°C





XTE | 3.0 Slot  
indoor series IP20

## meet the family

### XTE | 2.0 Recessed

The XTE 2.0 series is a medium body profile that has superior optics and removable gear trays that can be upgraded in the future.



### XTE | 2.0 Square

The XTE 2.0 series is a medium body profile that has superior optics and removable gear trays that can be upgraded in the future.



---

**General enquiries**  
E [headoffice@xerolighting.com](mailto:headoffice@xerolighting.com) W [xerolighting.com](http://xerolighting.com)  
To get in touch with your local Xero  
Distributor Visit [xerolighting.com/contacts](http://xerolighting.com/contacts)



The information contained within this specification sheet is for general information purposes only. While Xero aspires to keep the information up to date and correct, we make no representations or warranties of any kind about the accuracy, reliability, suitability or availability with respect to this information, products, services, or graphics contained in this specification sheet for any purpose.